

In-Building Riser

Customizable

Ames Fire & Waterworks introduces the **In-Building Riser** manufactured of Series 300 stainless steel. Using 21st century technology, Ames has succeeded in the manufacture of a durable and easy-to-install underground transition fitting to bring municipal water supply into a building. The In-Building Riser is ideally suited for fire protection systems.

Specification

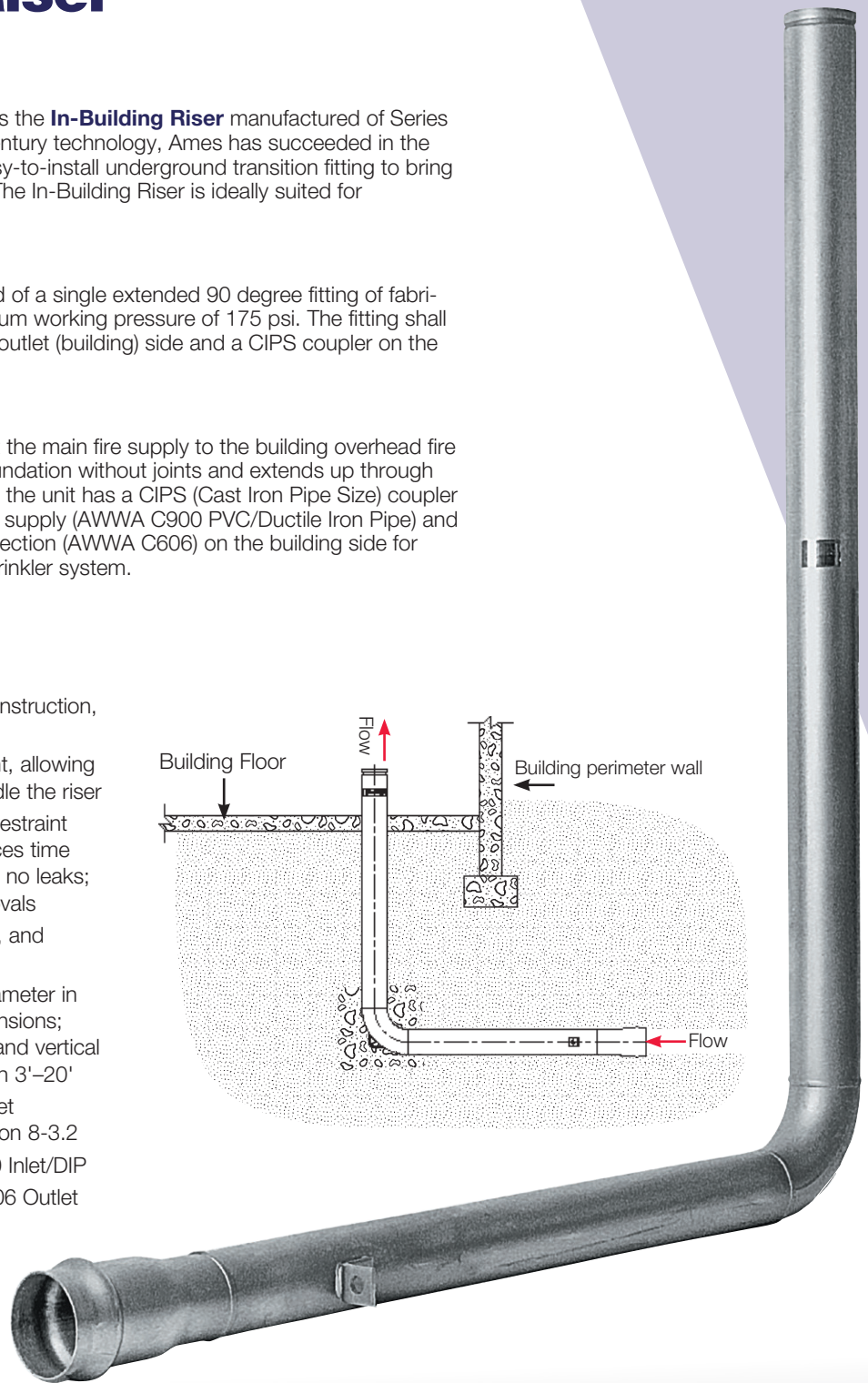
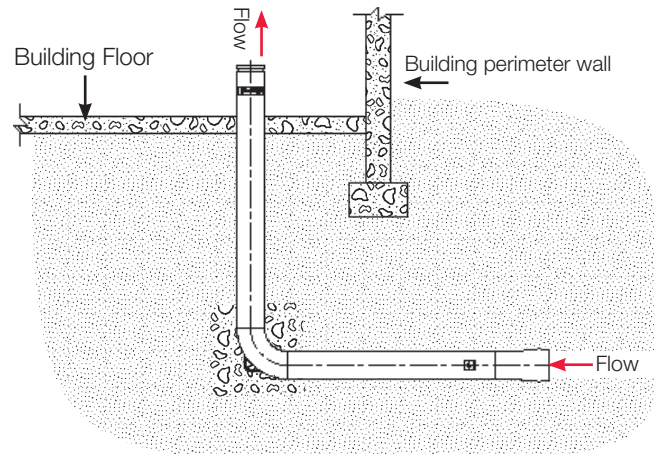
The In-Building Riser shall be composed of a single extended 90 degree fitting of fabricated 304 stainless steel tubing, maximum working pressure of 175 psi. The fitting shall have a grooved-end connection on the outlet (building) side and a CIPS coupler on the underground (inlet) side.

Operating Description

The In-Building Riser is used to connect the main fire supply to the building overhead fire system. The fitting passes under the foundation without joints and extends up through the floor. Provided with installation tabs, the unit has a CIPS (Cast Iron Pipe Size) coupler for easy connection to the underground supply (AWWA C900 PVC/Ductile Iron Pipe) and an industry standard grooved-end connection (AWWA C606) on the building side for easy connection to the overhead fire sprinkler system.

Features & Benefits

- Cost savings
- Corrosion resistant stainless steel construction, Type 304SST
- Ease of installation and lightweight, allowing one person to position and handle the riser
- Minimal site preparation; joint restraint one-piece-construction reduces time and labor; no missing parts, no leaks; easily identifiable for approvals
- UL Listed, FM Approved, and NSF Certified
- Available in 4"-10" diameter in 6'x6' standard dimensions; custom horizontal and vertical lengths available in 3'-20'
- Designed to meet NFPA 24 Section 8-3.2
 - AWWA C900 Inlet/DIP
 - AWWA C606 Outlet



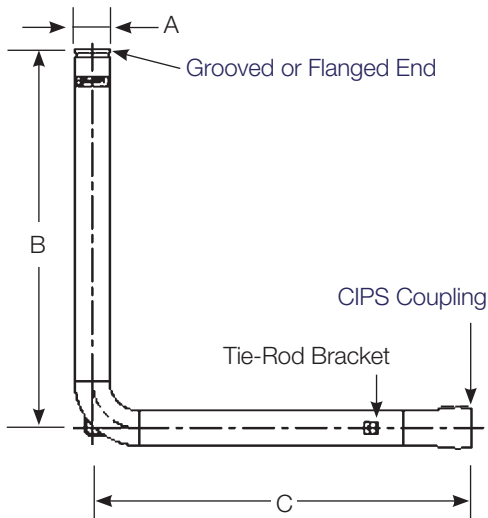
Excellence Matters — Specify It!



Ames In-Building Risers are precision engineered and manufactured to provide exceptional reliability. The In-Building Riser significantly reduces installation time and labor costs associated with field assembly.

In accordance with NFPA 24, the UL Listed and FM Approved In-Building Riser replaces numerous fittings, elbows and spools, and reduces the possibility of leaks or failure in comparison to traditional installation methods and materials. Factory tested integrity ensures the highest quality installation.

The use of stainless steel significantly increases the reliability and life of the riser.



Dimensions

SIZE in.	A in.	OD	B ft	C ft	WEIGHT lb
4	4 1/2	OD	6	6	71
6	6 5/8	OD	6	6	98
8	8 5/8	OD	6	6	129
10	10 3/4	OD	6	6	202

Each B (vertical) and C (horizontal) leg is customizable from 3' to 20' with UL Listed and FM Approved compliance.

Consult with your factory representative for details.

B ft	C ft
5	6
5	7
6	6
8	6



A WATTS Brand

End Connections

Horizontal End: Mates with Ductile Iron Pipe and AWWA C900 Pipe (PVC Pipe with Ductile Iron Pipe equivalent outside diameters).

SIZE in.	MATING PIPE OD in.
4	4.80
6	6.90
8	9.05
10	11.10

Utilizes Gasket conforming to UL 157 with "Lock in" gasket configuration.

Vertical End

Meets AWWA C-606 dimensions for roll grooved pipe. Flanged vertical end available.

Ratings

Meets AWWA C-900 pressure Class 200, DR 14 Pipe.

Testing

Welds are 100% leak tested at the factory.

SIZE in.	DESIGN PROOF PRESSURE psi
4	875
6	875
8	700
10	700

Standards

NFPA — Designed to allow the contractor to conform to NFPA 24 Section 8-3.2:

Where a riser is close to building foundations, underground fittings of proper design and type shall be used to avoid pipe joints being located under the foundations.

NFPA — 24, 7.1.1, 8-3.4

Approvals

Fittings FM Class 1920
UL (HKOX) (4" – 8")



USA: Backflow Tel: (978) 689-6066 • Fax: (978) 975-8350 • AmesFireWater.com
USA: Control Valves Tel: (713) 943-0688 • Fax: (713) 944-9445 • AmesFireWater.com
Canada: Tel: (888) 208-8927 • Fax: (905) 481-2316 • AmesFireWater.ca
Latin America: Tel: (52) 55-4122-0138 • AmesFireWater.com