

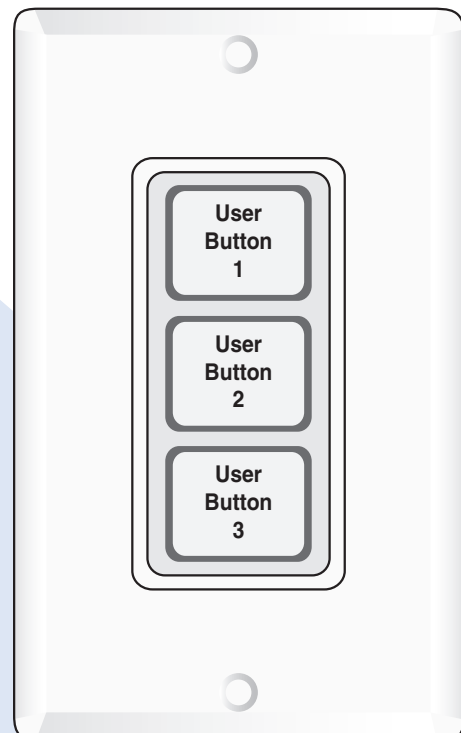
The User Switch allows for easy and convenient control of your tN4 heating and cooling systems. By pressing a single button, you can:

- Activate a night setback on the tN4 heating and cooling system.
- Activate an away override.
- Activate custom programmed system overrides.
- Activate and deactivate devices such as hot tubs and radiant floors.

The user switch also allows for optional remote access through a third party telephone switch, security system, or automation system.

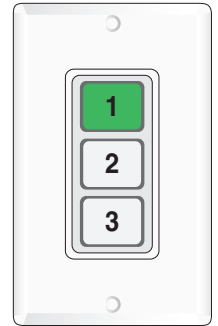
Table of Contents

User Interface.....	2
Scenes.....	2
Setpoint Controls.....	3
Error Messages.....	4
Warranty.....	4



User Interface

- Each button is labeled according to the feature that it is programmed to activate.
- When a button is pressed, the button turns green and the programmed feature activates.
- Pressing the button while it is green deactivates the programmed feature.
- In some cases, the installer may have disabled a button. In this case, when the button is pressed, the button will not turn green.
- Each button can be programmed to activate or deactivate a Scene or a Setpoint Control. Scenes and Setpoint Controls will be discussed in upcoming sections.



The following list is the button operation configured by the installer:

User Switch Location: _____

Button	Label Name	Setpoint Control	Scene (Duration)		
			Permanent	Temporary	
				3 hr	4 hr
1					
2					
3					

(**Note:** The installer should complete this table.)

Scenes

Scenes are system overrides. By changing the scene of the tN4 system, all thermostats and setpoint controls with scenes turned on are affected.

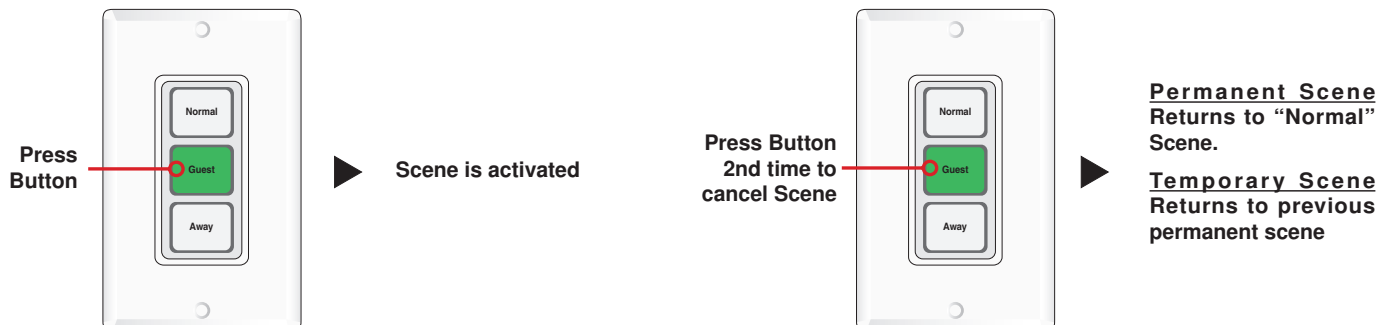
The button is green when the active scene on the tN4 system and the programmed setting of the button are the same. When there are no buttons programmed to the same scene as the active scene, none of the buttons will be green.

Some scenes are permanent while others are temporary and last for either 3, 4, or 8 hours. When a temporary scene expires, the tN4 system returns back to the last permanent

scene. See the “Duration” column in the table to determine the length of time the scene lasts.

When a button is green, and the button is pressed a second time, it cancels the current scene. For permanent scenes, the tN4 system returns to the “Normal” scene. For temporary scenes, the tN4 system returns to the previous permanent scene.

There are a total of 8 possible scenes available on the tN4 system. Each user switch can activate up to 3 scenes. In order to be able to have all 8 scenes, multiple user switches are required.



Example

A user switch has been installed together with two thermostats. The thermostats are located in the master bedroom and the guest bedroom.

User switch button 1 is labeled "Normal".

User switch button 2 is labeled "Guest".

User switch button 3 is labeled "Away".

The master bedroom is programmed to operate at the programmable setback schedule while in "Normal" and "Guest" scenes.

The guest thermostat is programmed to operate at the unoccupied temperature while in "Normal" scene and at the programmable setback schedule while in "Guest" scene.

In this example, when a guest arrives to stay the night, the "Guest" button can be pressed and the Guest Bedroom temperature will operate on a programmable setback schedule.

Once the guest leaves, press the "Normal" button to lower the Guest Bedroom to the unoccupied temperature setting.

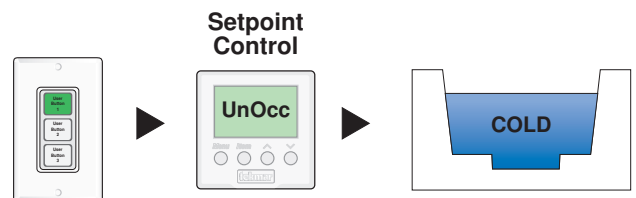
The following table shows how the thermostats respond to each button:

Button	Master Bedroom Action	Guest Bedroom Action
"Normal"	Setback Schedule	Unoccupied
"Guest"	Setback Schedule	Setback Schedule
"Away"	Away	Away

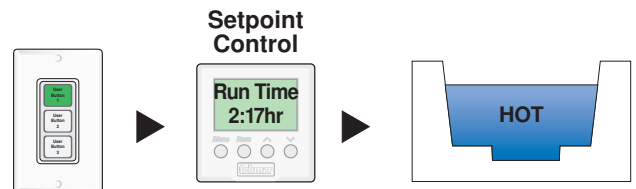
Setpoint Controls

In addition to scenes, the user switch can also be programmed to enable and disable individual setpoint controls or groups of setpoint controls by pressing the user switch button. These controls can regulate the temperature of devices such as a hot tub or a radiant floor.

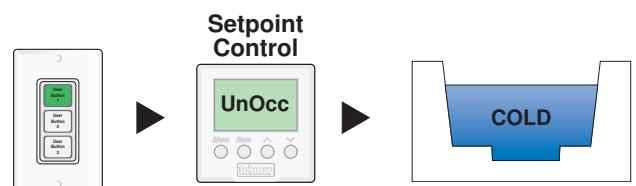
When a user switch button configured for setpoint controls is pressed, the setpoint control changes the operational setpoint from the unoccupied to the occupied temperature. The setpoint control has a timer setting that counts down, and when the timer expires, the setpoint device changes back to the unoccupied temperature. Also, if the user switch button is pressed a 2nd time, the setpoint device operation changes back to the unoccupied temperature.



Press the "Hot Tub" button and the Hot Tub operates for the set time.



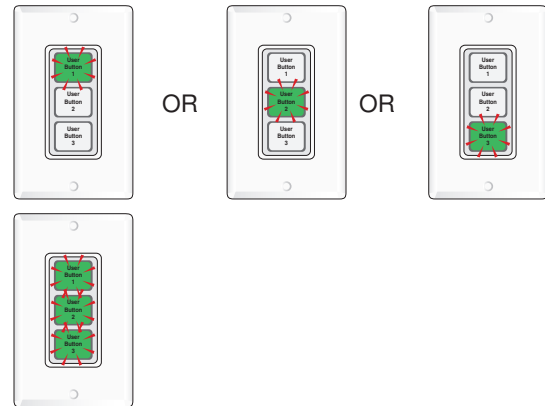
Press the "Hot Tub" button while the Setpoint Control is running to disable the Hot Tub.



Error Messages

If a single button begins to flash red, the user switch is unable to communicate to a setpoint control. Contact your installer to correct this condition.

If all 3 buttons begin to flash red together, the user switch can no longer communicate to the rest of the tN4 controls. Contact your installer to correct this condition.



Limited Warranty and Product Return Procedure

Limited Warranty *The liability of tekmar under this warranty is limited. The Purchaser, by taking receipt of any tekmar product ("Product"), acknowledges the terms of the Limited Warranty in effect at the time of such Product sale and acknowledges that it has read and understands same.*

The tekmar Limited Warranty to the Purchaser on the Products sold hereunder is a manufacturer's pass-through warranty which the Purchaser is authorized to pass through to its customers. Under the Limited Warranty, each tekmar Product is warranted against defects in workmanship and materials if the Product is installed and used in compliance with tekmar's instructions, ordinary wear and tear excepted. The pass-through warranty period is for a period of twenty-four (24) months from the production date if the Product is not installed during that period, or twelve (12) months from the documented date of installation if installed within twenty-four (24) months from the production date.

The liability of tekmar under the Limited Warranty shall be limited to, at tekmar's sole discretion: the cost of parts and labor provided by tekmar to repair defects in materials and / or workmanship of the defective product; or to the exchange of the defective product for a warranty replacement product; or to the granting of credit limited to the original cost of the defective product, and such repair, exchange or credit shall be the sole remedy available from tekmar, and, without limiting the foregoing in any way, tekmar is not responsible, in contract, tort or strict product liability, for any other losses, costs, expenses, inconveniences, or damages, whether direct, indirect, special, secondary, incidental or consequential, arising from ownership or use of the product, or from defects in workmanship or materials, including any liability for fundamental breach of contract.

The pass-through Limited Warranty applies only to those defective Products returned to tekmar during the warranty period. This Limited Warranty does not cover the cost of the parts or labor to remove or transport the defective Product, or to reinstall the repaired or replacement Product, all such costs and expenses being subject to Purchaser's agreement and warranty with its customers.

Any representations or warranties about the Products made by Purchaser to its customers which are different from or in excess of the tekmar Limited Warranty are the Purchaser's sole responsibility and obligation. Pur-

chaser shall indemnify and hold tekmar harmless from and against any and all claims, liabilities and damages of any kind or nature which arise out of or are related to any such representations or warranties by Purchaser to its customers.

The pass-through Limited Warranty does not apply if the returned Product has been damaged by negligence by persons other than tekmar, accident, fire, Act of God, abuse or misuse; or has been damaged by modifications, alterations or attachments made subsequent to purchase which have not been authorized by tekmar; or if the Product was not installed in compliance with tekmar's instructions and / or the local codes and ordinances; or if due to defective installation of the Product; or if the Product was not used in compliance with tekmar's instructions.

THIS WARRANTY IS IN LIEU OF ALL OTHER WARRANTIES, EXPRESS OR IMPLIED, WHICH THE GOVERNING LAW ALLOWS PARTIES TO CONTRACTUALLY EXCLUDE, INCLUDING, WITHOUT LIMITATION, IMPLIED WARRANTIES OF MERCHANTABILITY AND FITNESS FOR A PARTICULAR PURPOSE, DURABILITY OR DESCRIPTION OF THE PRODUCT, ITS NON-INFRINGEMENT OF ANY RELEVANT PATENTS OR TRADEMARKS, AND ITS COMPLIANCE WITH OR NON-VIOLATION OF ANY APPLICABLE ENVIRONMENTAL, HEALTH OR SAFETY LEGISLATION; THE TERM OF ANY OTHER WARRANTY NOT HEREBY CONTRACTUALLY EXCLUDED IS LIMITED SUCH THAT IT SHALL NOT EXTEND BEYOND TWENTY-FOUR (24) MONTHS FROM THE PRODUCTION DATE, TO THE EXTENT THAT SUCH LIMITATION IS ALLOWED BY THE GOVERNING LAW.

Product Warranty Return Procedure All Products that are believed to have defects in workmanship or materials must be returned, together with a written description of the defect, to the tekmar Representative assigned to the territory in which such Product is located. If tekmar receives an inquiry from someone other than a tekmar Representative, including an inquiry from Purchaser (if not a tekmar Representative) or Purchaser's customers, regarding a potential warranty claim, tekmar's sole obligation shall be to provide the address and other contact information regarding the appropriate Representative.

tekmar[®]
Control Systems

tekmar Control Systems Ltd., Canada
tekmar Control Systems, Inc., U.S.A.
Head Office: 5100 Silver Star Road
Vernon, B.C. Canada V1B 3K4
(250) 545-7749 Fax. (250) 545-0650
Web Site: www.tekmarcontrols.com

